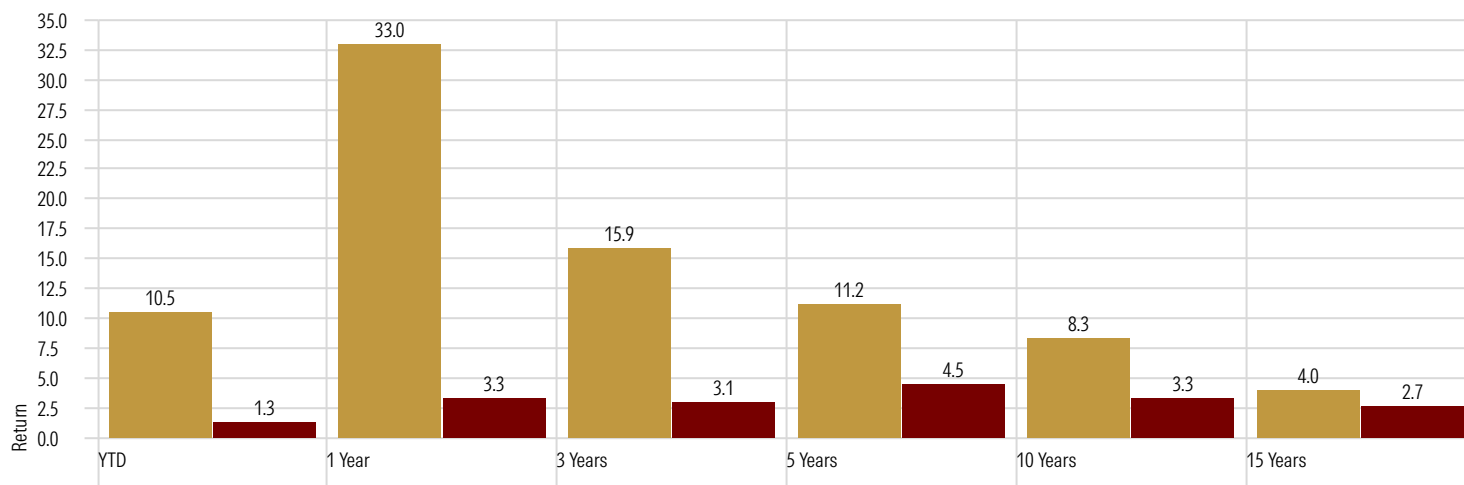


iSectors Inflation Protection Allocation



Returns

Calculation Benchmark: US BLS CPI All Urban SA 1982-1984



■ iSectors Inflation Protection Allocation

■ US BLS CPI All Urban SA 1982-1984

Investment Type	Separate Account	Inception Date	10/1/2009
Primary Prospectus Benchmark	CPI for All Urban Consumers: All Items	Max Strategist Fee	0.50
Morningstar Category	US SA Moderate Allocation	Morningstar Secl	F00000GWNL

Investment Strategy

The iSectors® Inflation Protection Allocation is a strategic model that intends to hold a diversified portfolio of securities that historically have been resistant to inflationary pressures. Securities holdings within the model may include precious metals, including gold & silver, real estate, commodities, including timber, agricultural & energy, strategic/rare earth minerals, digital assets, or short-term inflation-protected bonds.

Trailing Returns

Calculation Benchmark: US BLS CPI All Urban SA 1982-1984

	YTD	1 Year	3 Years	5 Years	10 Years	15 Years	Since Incept.
iSectors Inflation Protection Allocation (Gross)	10.65	33.62	16.50	11.76	8.87	4.54	5.64
iSectors Inflation Protection Allocation (Net)	10.52	32.97	15.93	11.21	8.33	4.02	5.11
US BLS CPI All Urban SA 1982-1984	1.31	3.29	3.05	4.51	3.33	2.65	2.61

Risk Statistics

Time Period: 10/1/2009 to 3/31/2026

	Inv		Bmk1
	Gross	Net	
Std Dev	9.72	9.72	0.90
Correlation	0.07	0.07	1.00
Alpha	3.78	3.28	0.00
Sharpe Ratio	0.47	0.41	1.11
Max Drawdown	-26.15	-27.90	-1.33
Max Drawdown Peak Date	5/1/2011	5/1/2011	3/1/2020
Max Drawdown Valley Date	1/31/2016	1/31/2016	5/31/2020
Max Drawdown # of Periods	57.00	57.00	3.00
Calmar Ratio	0.22	0.18	1.96

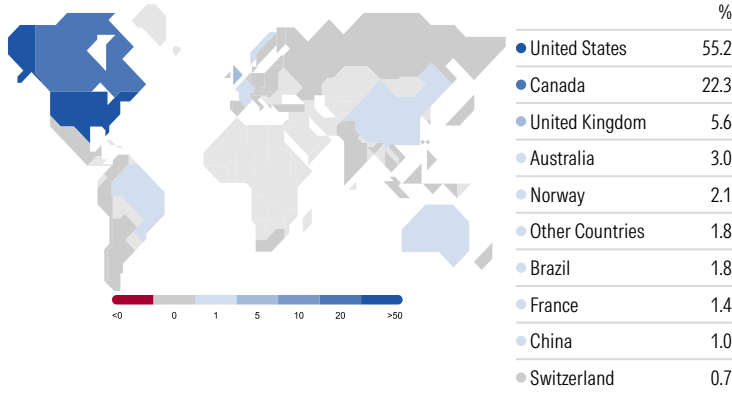
Source: Morningstar Direct

iSectors Inflation Protection Allocation



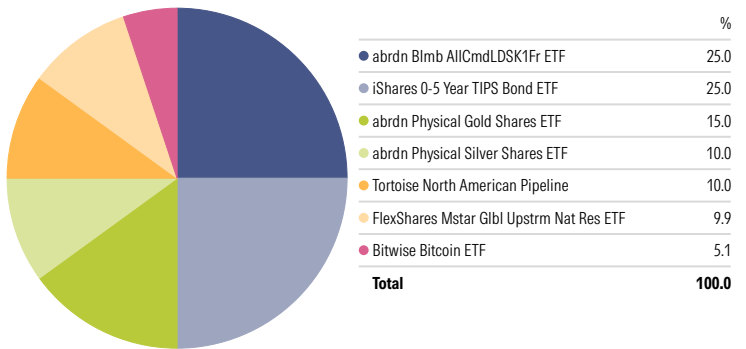
Country/Region Exposure

Portfolio Date: 3/31/2026



Holdings by Category

Portfolio Date: 3/31/2026

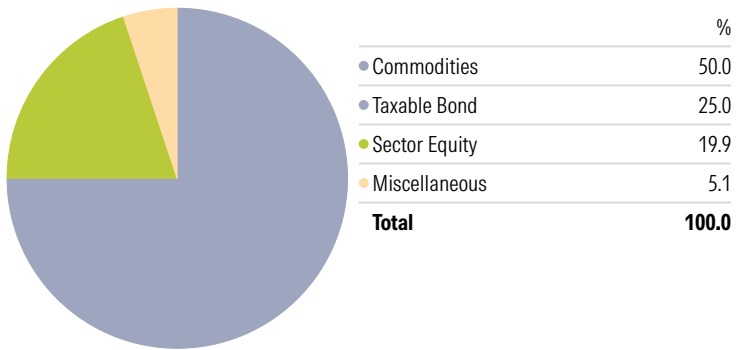


Snapshot - iSectors Inflation Protection Allocation

Leveraged Fund	No
Domicile	United States
# of Holdings	8
Turnover Ratio %	126.00
Morningstar Category	US SA Moderate Allocation

Asset Allocation

Portfolio Date: 3/31/2026



Operations

Manager Name	Vern Sumnicht, CEO/CIO
Firm Phone	800.iSectors
Firm Web Address	www.isectors.com
Firm Street Address	5485 W. Grande Market Drive, Suite D,
Firm City	Appleton
Firm State or Province	WI

iSectors® is a suite of proprietary asset allocation models and services. iSectors®, LLC is an affiliate of Sumnicht & Associates, LLC (Sumnicht) and, as such, iSectors® and Sumnicht share certain employee services. iSectors® became registered as an investment advisor in August 2008. iSectors® is a registered trademark of Sumnicht Holdings, LLC.

The contents of this presentation are for informational purposes only. Content should not be construed as financial or investment advice on any subject matter. This is neither an offer nor a solicitation to buy and/or sell securities. Information pertaining to iSectors® operations, services, and fees is set forth in its current disclosure statement (Form ADV, Part 2 Brochure), a copy of which is available upon request.

iSectors® asset allocation models are not guaranteed and involve risk of loss. At any given point in time, the value of iSectors® asset allocation model portfolios may be worth more or less than the amount invested. Different types of investments and/or investment strategies involve varying levels of risk, and there can be no assurance that any specific investment or investment strategy (including the investments and/or investment strategies devised or undertaken by iSectors®) will be either suitable or profitable. Certain iSectors® allocation models include an allocation to Bitcoin ETFs. These ETFs are highly volatile speculative investments subject to significant risks. Financial professionals are responsible for evaluating investments risks independently and for exercising independent judgement in determining whether investments are appropriate for their clients.

Past performance may not be indicative of future results. Therefore, no current or prospective investor should assume that future performance will be profitable, or equal either the performance results reflected or any corresponding historical index. Asset allocation and diversification concepts do not ensure a profit nor protect against loss in a declining market.

The historical benchmark index performance results are provided exclusively for comparison purposes to assist an advisor in determining whether the performance of a specific investment meets their respective client's investment objective(s). It should not be assumed that any account holdings will correspond directly to any comparative index. Index performance results do not reflect the impact of taxes. Indexes are not available for direct investment. Index performance results are compiled directly by each respective index and obtained by iSectors® from reliable sources. Index performance has not been independently verified by iSectors®. iSectors® models are based primarily on index ETFs that can neither outperform nor underperform their benchmark index.

Net Performance results reflect the deduction of the iSectors® Strategist Fee. Actual client results will be lower based on fees for platform, advisory, transaction, and custodial services that are not set at (and may not be known at) the iSectors® level. Additionally, if your account (through your advisor or otherwise) does not fully follow a specific iSectors® model, performance would also, of course, further differ. Please consult your financial adviser for fees applicable to your account. ERISA (group retirement) accounts are subject to additional recordkeeping and/or administrative fees.

Sumnicht & Associates / iSectors® (the "Firm") claims compliance with the Global Investment Performance Standards (GIPS®). GIPS® is a registered trademark of CFA Institute. CFA Institute does not endorse or promote this organization, nor does it warrant accuracy or quality of the content contained herein. To obtain a GIPS® composite report and/or the Firm's list of composite descriptions contact Vern Sumnicht, CFP, Chief Investment Officer, at (800) iSectors.

You should not assume that any discussion or information contained in this presentation serves as the receipt of, or as a substitute for, personalized investment advice from an investment professional.

This presentation has not been reviewed, submitted for review before, or otherwise approved by FINRA, the SEC or any state or provincial securities regulators.